

# USER GUIDE FOR ePRC

# Content

Introduction	01
ePRC for Account Transfer Remittances	02
ePRC for Cash Over the Counter Remittances	03
sPRC for Account Transfer Remittances	04
sPRC for Cash Over the Counter Remittances	05
Verification of ePRC	06

# Introduction

PRC automation is specifically designed for those customer who have received and processed their remittances from an overseas arrangement.

- User Friendly.
- End to End encryption.
- 24/7 availability.
- Secured access to your PRC.
- Easily Verifiable.
- Statements in single click.

# ePRC for Account Transfer Remittances

### PRC Issuance & Verification System

Request ePRC

Verify ePRC

**\*All information being entered should be as per bank records**

Document Type\*

E-PRC

▼

Mode of Transaction\*

Account Transfer

▼

Electronic PRC

Email Address

ABC@gmail.com

Mobile Number

0333-1234567

**Search Criteria**

☐ Transaction Date

☒ ePRC Number

☒ Account

☐ IBAN

PRC Number\*

12\*\*\*\*\*

Account Number\*

BBBB-AAAA-CCCCC-RR-N

Search PRC

Once the details have been entered, One Time Passcode (OTP) will be sent on the provided email address and mobile number Via SMS respectively. Customer will have to enter the OTP in the provided field to generate the required ePRC. Generated ePRC is password protected, the user will have to enter the CNIC as password.

# ePRC for Cash Over the Counter Remittances

### PRC Issuance & Verification System

Request ePRCVerify ePRC

**\*All information being entered should be as per bank records**

Document Type* E-PRC	Mode of Transaction* Cash Over Counter Transaction
Electronic PRC Identification Document Type* Select	Identification Document Number* #####-##
Email Address ABC@gmail.com	Mobile Number 0333-1234567

**Search Criteria**

☒ Transaction Date ☐ ePRC Number

Date From* 01-01-2021	Date To* 31-05-2021
--------------------------	------------------------

Date Range should be with in one year

Search PRC

Once the details have been entered, One Time Passcode (OTP) will be sent on the provided mobile number Via SMS respectively. Customer will have to enter the OTP in the provided field to generate the required ePRC . Generated ePRC is password protected, the user will have to enter the CNIC as password.

# sPRC for Account Transfer Remittances

### PRC Issuance & Verification System

Request ePRC

Verify ePRC

**\*All information being entered should be as per bank records**

Document Type\*  
S-PRC

Mode of Transaction\*  
Account Transfer

Statement of ePRC

Email Address  
ABC@gmail.com

Mobile Number  
0333-1234567

#### Search Criteria

☒ Transaction Date

☒ Account

☐ IBAN

Date From\*  
01-01-2021

Date To\*  
31-05-2021

Account Number\*  
BBBB-AAAA-CCCCC-RR-N

Date Range should be with in one year

Search PRC

Once the details have been entered, One Time Passcode (OTP) will be sent on the provided email address and provided mobile number Via SMS respectively. Customer will have to enter the OTP in the provided field to generate the required ePRC . Generated ePRC is password protected, the user will have to enter the CNIC as password.

# sPRC for Cash Over the Counter Remittances

### PRC Issuance & Verification System

Request ePRCVerify ePRC

**\*All information being entered should be as per bank records**

Document Type* S-PRC	Mode of Transaction* Cash Over Counter Transaction
Statement of ePRC Identification Document Type* Select	Identification Document Number* #####-####-##
Email Address ABC@gmail.com	Mobile Number 0333-1234567

**Search Criteria**

☒ Transaction Date

Date From* 01-01-2021	Date To* 31-05-2021
--------------------------	------------------------

Date Range should be with in one year

Search PRC

Once the details have been entered, One Time Passcode (OTP) will be sent on the provided mobile number Via SMS respectively. Customer will have to enter the OTP in the provided field to generate the required ePRC . Generated ePRC is password protected, the user will have to enter the CNIC as password.

# Verification of ePRC

### PRC Issuance & Verification System

Request ePRCVerify ePRC

Verification Agency Name\*

Select

Email Address of Verifying Agent\*

ABD@gmail.com

Purpose of Verification\*

Select

**Search Criteria**

Customer Identification Document Type \*

CNIC

Customer Identification Document Number \*






#####-#

PRC Number \*

1234\*\*\*\*\*

Verify PRCClear

Once the details have been entered, One Time Passcode (OTP) will be sent on selected agency's designated email domain. Further information regarding verification will then be available.

 [www.bankalhabib.com](http://www.bankalhabib.com) |  (021) 111-014-014 |    /BAHLOfficial